

2020 RAM HEAVY DUTY

2500/3500



2020 RAM HEAVY DUTY



"Ram Heavy Duty is MotorTrend's **2020 Truck of the Year** because it delivers unmatched performance, capability and style to the ultracompetitive truck segment."

— MotorTrend Magazine



RAM

RAM HEAVY DUTY WAS SELECTED AS THE 2020 TRUCK OF THE YEAR® BASED ON THE FOLLOWING CRITERIA:

ADVANCEMENT IN DESIGN

A sleek exterior meets interior technology that includes the Largest Available Touchscreen in Its Class: 12 inches.^{1*}

SAFETY

Available features like Adaptive Cruise Control with Stop² and Blind-Spot Monitoring² work with fully loaded trailers.

ENGINEERING EXCELLENCE

It's everywhere—including the Class-Exclusive Auto-Level Rear Air Suspension System.¹

PERFORMANCE OF INTENDED FUNCTION

Exceptional storage solutions ride with all the capability you need—seen in robust towing and hauling power.

EFFICIENCY

The FuelSaver / Multi-Displacement System (MDS) Technology on the 6.4L HEMI® V8 helps you get the most of every drop of fuel.

*All disclaimers and disclosures can be found on the last page.

RAM HEAVY DUTY. WE DEFINE PURE CAPABILITY.

CANADA'S HARDEST-WORKING TRUCKS:
OF ALL PICKUP TRUCKS SOLD OVER THE LAST 30 YEARS,
RAM HAS THE HIGHEST PERCENTAGE OF TRUCKS STILL
ON THE ROAD VS. ANY OTHER TRUCK BRAND³

CANADA'S LONGEST-LASTING
HEAVY-DUTY DIESEL PICKUPS⁴

LARGEST-IN-CLASS 12-INCH TOUCHSCREEN^{1*}

**CLASS-EXCLUSIVE AUTO-LEVEL
REAR AIR SUSPENSION SYSTEM^{1*}**

**CLASS-EXCLUSIVE ADAPTIVE FORWARD
LIGHTING SYSTEM⁵**

**CLASS-EXCLUSIVE
RAMBOX® CARGO MANAGEMENT SYSTEM^{1*}**

CLASS-EXCLUSIVE RECLINING REAR SEAT⁶



Properly secure all cargo. Always tow within the vehicle's capacity.



TABLE OF CONTENTS

CAPABILITY.....4	12-INCH TOUCHSCREEN RADIO.....13	TRIM LEVELS.....20
POWERTRAINS.....5	UCONNECT®.....14	EXTERIOR COLOURS.....22
STRENGTH.....6	INTERIOR TECHNOLOGY.....15	WHEELS.....23
TOWING.....7	RAMBOX CARGO	INTERIOR FABRICS.....23
AIR SUSPENSION.....8	MANAGEMENT SYSTEM.....16	TOWING SPECIFICATIONS.....24
EASE OF TOWING.....9	BED CAPABILITY.....17	PAYLOAD SPECIFICATIONS.....25
SAFETY.....10	POWER WAGON®.....18	DIMENSIONS.....26
INTERIOR FUNCTIONALITY.....11	FACES OF RAM.....19	DISCLAIMERS.....26

*Available.

WELCOME NUMBERS *THAT GET BIG JOBS DONE.*



Properly secure all cargo. Always tow within the vehicle's capacity.

PULL

RAM 3500: AVAILABLE DIESEL TORQUE

UP TO **1,000 LB-FT**

RAM 3500: AVAILABLE DIESEL TOWING

UP TO **35,100 LB (15,921 KG)***



Properly secure all cargo.

HAUL

RAM 3500: GAS PAYLOAD

UP TO **7,680 LB (3,484 KG)**

*When properly equipped.

THE POWER OF RAM. *WE'VE GOT YOU COVERED.*

6.7L CUMMINS® HIGH OUTPUT TURBO DIESEL 400HP 1,000LB-FT OF TORQUE



THE AVAILABLE 6.7L CUMMINS TURBO DIESEL—IN STANDARD OR HIGH OUTPUT CALIBRATIONS. Working with a Ram Heavy Duty truck lets you opt for iconic Cummins Turbo Diesel engines. The High Output version, with its huge available diesel torque, is paired with the AISIN® 6-speed transmission—a component that easily handles this level of strength. The standard output, with 370 hp and 850 lb-ft of torque, teams up with the long-proven 68RFE 6-speed automatic transmission. Both of these powertrains deliver outstanding and quiet performance, ultra-confident towing and effortless cold-start ability.

THE 68RFE AUTOMATIC TRANSMISSION. Designed for Ram trucks with the Cummins standard output engine, the 68RFE features an upgraded filtration system and bandless design—a direct factor in reducing maintenance requirements—plus dual fluid filters, a dual-face torque converter lockup clutch for the 2nd through 6th gears and an integrated Tow / Haul Mode that provides an alternative shift schedule.

THE AISIN AS69RC AUTOMATIC TRANSMISSION. Engineered to handle the colossal torque of the Cummins High Output, the AISIN delivers seamless shift quality thanks to a sophisticated transmission controller, a state-of-the-art dual-core processor, a robust ring gear, a large thrust bearing and heat treatments for select components.

6.4L HEMI® V8 WITH VCT AND MDS 410HP 429LB-FT OF TORQUE



THE 6.4L HEMI V8 WITH VCT AND FUELSAVER / MDS TECHNOLOGY. Long-proven and capable, the gas-powered 6.4L HEMI V8 credentials start with what counts: impressive gas towing backed with formidable payload. Assets here include Variable Cam Timing (VCT) for consistent power across a wide torque band, FuelSaver / Multi-Displacement System (MDS) Technology, which delivers 4-cylinder efficiencies during highway cruising, the interactive Deceleration Fuel Shut-Off (iDFSO) feature—and finally, an 8-speed automatic transmission. The 6.4L HEMI V8 is power, performance and efficiency that won't let you down.

THE ZF 8HP75 8-SPEED AUTOMATIC TRANSMISSION. The 6.4L HEMI V8 comes mated to the smooth-shifting TorqueFlite® 8HP75 8-speed automatic transmission. There are more than 40 individual shift maps to refine shift points for optimal efficiency, performance and drivability. The transmission uses shift-by-wire technology, engineering that eliminates a mechanical linkage between the transmission and the gear selector. Ram Heavy Duty models also use an innovative rotary shifter mounted on the left side of the instrument panel's centre stack—in Black or Satin Chrome, depending on trim level.


RAM HEAVY DUTY: STRENGTH THAT ENDURES.

The available Cummins® High Output Turbo Diesel gives Ram 3500 formidable trailering capability: up to 35,100 lb (15,921 kg).*

Durability is built into every Ram truck. 98.5% of the Ram Heavy Duty frame is comprised of resilient high-strength steel.

Available for Ram Heavy Duty is the innovative Auto-Level Rear Air Suspension with Bed-Lowering Hitching Assist, controlled with the touch of a button.

Conventional hitch capability for a Ram 3500 truck is up to 23,000 lb (10,430 kg). For 2500, capability is rated up to 19,780 lb (8,972 kg).



On 4x4 truck models, a 9.25-inch (234.9-mm) front axle features durable pinion seals; a refined axle housing helps reduce Noise, Vibration and Harshness (NVH).

Toughness is engineered in. Count on robust 63,000-psi high-strength steel for the engine crossmember.

Ideal suspension tuning on Ram 2500 includes Frequency Response Damping (FRD) shocks and tough, progressive-rate coil springs.

Towing and brake-system hardware features solid components to manage the max payload and tow ratings.

CANADA'S LONGEST-LASTING HEAVY-DUTY DIESEL TRUCK⁴ FOR GOOD REASON.

Strength that endures is reflected in durable, real-world figures. In terms of your 2020 Ram Heavy Duty, it translates into longevity: Ram Heavy Duty has the highest percentage of diesel trucks sold over the last 25 years still on the road vs. any other Heavy-Duty truck brand.⁴

The Ram 2500/3500 are designed and built to do it all. Carry jaw-dropping payloads confidently and securely. Haul heavy trailers up and down mountains

without taking an extra breath. Provide exceptional capability for tough towing—easily achieved with the upgraded and factory-installed rear-axle structural crossmember for available fifth-wheel and gooseneck hitches.

Above all, it means combining the technology of capability with outstanding comfort for the ride. It all comes together with strength and style—in the 2020 Ram 2500/3500.

*When properly equipped.

TOWING WITH CONFIDENCE.



INSIDE AND OUT, RAM TECHNOLOGY MAKES TOWING A BREEZE.

POWER CONVEX
TRAILER-TOW MIRRORS



ADAPTIVE FORWARD LIGHTING SYSTEM



AUXILIARY TRAILER CAMERA²



GOOSENECK TOWING



FIFTH-WHEEL TOWING



Properly secure all cargo. Always tow within the vehicle's capacity. All systems shown above are available.

THIS LEVEL OF TECHNOLOGY SETS THE BENCHMARK: THE AVAILABLE AUTO-LEVEL REAR AIR SUSPENSION.



Properly secure all cargo.


RAM ENGINEERING HELPS YOU CARRY IT ALL—AND AT YOUR LEVEL BEST.

RAM 2500. The standard five-link coil-spring rear suspension is enhanced with smart tuning dynamics for an impressive ride. This truck features Frequency Response Damping (FRD) shock absorbers, progressive-rate springs and a refined bushing set.

RAM 3500. Huge towing and payload tasks warrant appropriate technology to get them done. Here, our rear leaf-spring suspension continues to use two-stage longitudinal leaf springs, while the bushings serve to enhance durability and increase strength.



THE AUTO-LEVEL REAR AIR SUSPENSION. With engineering specific to each weight class, the available Auto-Level Rear Air Suspension System features a self-levelling Payload Mode, a Trailer-Tow Mode that keeps an even rake between trailer and truck, and a Bed-Lowering Mode to make trailer hookups easier than ever. Available.



BED-LOWERING MODE. One of the best advantages to the available Auto-Level Rear Air Suspension System takes place while hitching up a trailer: the Bed-Lowering Mode is the just-right technology for matching a trailer ball to the hitch—and can even eliminate the need for an outside spotter.

WORKING WITH YOUR RAM TRUCK: ENJOY THE VIEWS.

FULL-TIME MONITORING OF YOUR TRAILER AND CARGO-IN REAL TIME. Count on outstanding towing technology options, starting with a huge, full-colour, available touchscreen with views of both sides of your trailer—plus a virtual view of your truck from

above. Add rear views of your cargo area and the terrain beyond—a real asset to accompany your Fifth-Wheel / Gooseneck Towing Prep Group—and active guidelines that move in tandem with turns of your steering wheel for accuracy when backing up to a hitch.



THE 360° SURROUND-VIEW CAMERA SYSTEM² Cameras in strategic locations all around the truck provide a virtual view of the surroundings as though seen from above the vehicle. It gives the driver a complete view when parking and when preparing to load, unload or hook up a trailer. Camera locations are inside the front grille, in the outside mirrors and in the tailgate handle.


Images are for illustrative purposes only and may not reflect exact software for your vehicle.



TRAILER REVERSE GUIDANCE VIEW² provides a single-screen view of both sides of the trailer and helps drivers safely tow, park and manoeuvre long or short setups. The system stitches together angles from select cameras for simultaneous views of each trailer side; on-screen buttons give the driver left / right panning ability to better frame the trailer in the image. It's ideal for tight garages and parking spaces, and delivers faster, safer and more efficient operation. No active lines are provided.





THE PARKVIEW® REAR BACK-UP CAMERA² Integrated into the tailgate handle, the ParkView Rear Back-Up Camera² projects a high-resolution image onto the centre-stack display when in Reverse. The display features selectable static or dynamic grid lines with a centre line; when in Dynamic setting, the grid lines adjust to become Reverse guide paths as the steering wheel is turned.



THE CARGO-VIEW CAMERA² Located in the Centre High-Mount Stop Light (commonly called the CHMSL), this available camera displays a high-perspective view of the bed of the vehicle on the centre-stack screen. Benefits include real-time views of the box cargo, aftermarket upfit equipment or in-box hitch status like available fifth-wheel or gooseneck applications.



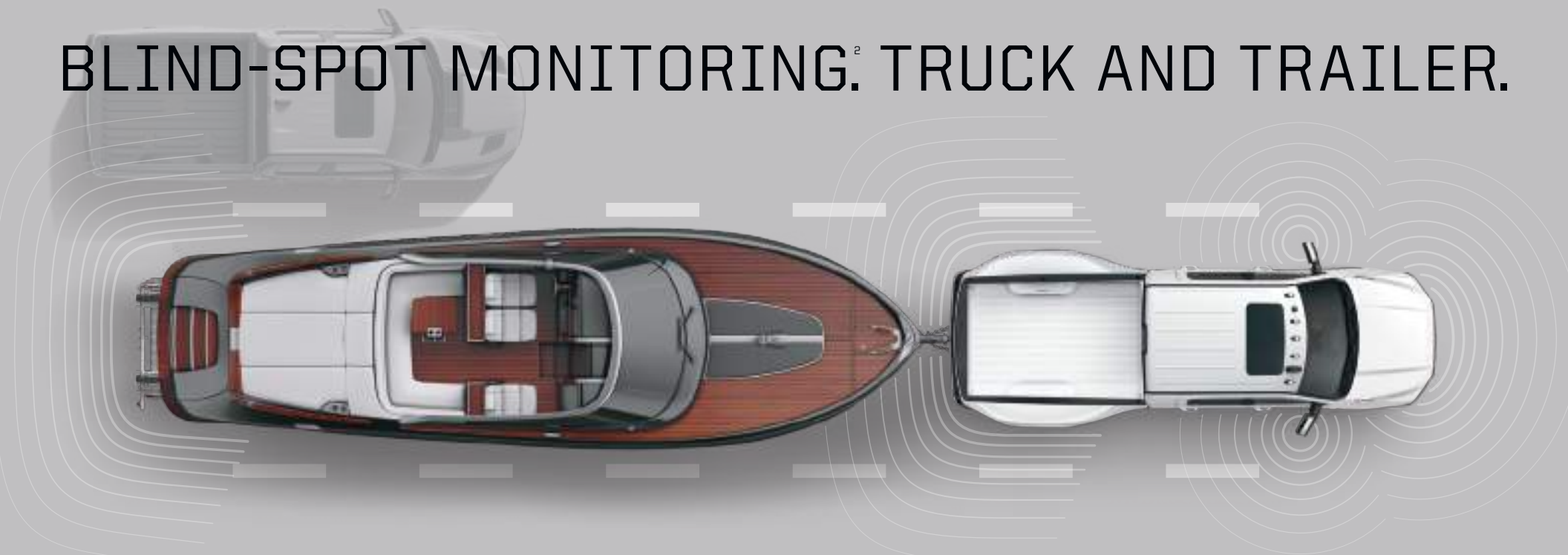
AUXILIARY CAMERA TECHNOLOGY² The available Auxiliary Camera System² enables you to customize its position on your trailer, as shown in the inset here. The large image above is the wider-angle view, displayed on the full-colour centre-stack screen. This Authentic Accessory by Mopar® delivers expansive viewing capability with enough wiring to handle trailers up to 40 feet (12.2 metres).



RAM USES SAFETY AND SECURITY TO HELP YOU TOW BETTER. Your towing tasks call for heavy-duty thinking—and your Ram Heavy Duty delivers at every turn. Available Adaptive Cruise Control (ACC) with Stop² and Forward Collision Warning (FCW) with Active Braking² work with fully loaded trailers—and join a wealth of additional technologies.

With available Lane Departure Warning² your Ram Heavy Duty can literally read the road, using a forward-facing camera mounted in the windshield to identify road lines and determine vehicle position. Available Blind-Spot Monitoring² with Rear Cross-Path Detection and Trailer Detection² ensures safe, secure and capable towing.


BLIND-SPOT MONITORING.² TRUCK AND TRAILER.



ACC² AND FCW² WORK WITH LOADED TRAILERS UP TO 35,100 LB (15,921 KG).

FCW WITH ACTIVE BRAKING² This system notifies the driver through multiple warnings when the vehicle gets too close to a preceding vehicle. If the driver isn't braking enough, Auto Emergency Braking automatically takes over, dramatically increasing braking when over 31 mph (50 km/h), and even bringing the vehicle to a full stop under 31 mph (50 km/h). Both ACC² and FCW² work with attached trailers—and so well, the systems engage the trailer brakes. Available.

PARK-SENSE® FRONT AND REAR PARK ASSIST SYSTEM² Integrated sensors positioned in the front bumper and rear bumper valance use ultrasonic waves to determine the relative distance to objects in front or in back of your truck. If an obstacle is detected when backing up or moving forward during parking manoeuvres, visual and audio signals inform the driver. Single-Rear-Wheel (SRW) trucks have four rear sensors; Dual-Rear-Wheel (DRW) trucks get an additional sensor on each side of the rear valance to help navigate with the larger dually fenders. Available.



ACC WITH STOP² ACC² greatly increases the value and comfort of cruise control. The system maintains the set speed in clear lanes but will adjust to a safe (and driver-selected) speed in slower traffic—and it can even momentarily stop the vehicle. Available.



Properly secure all cargo. Always tow within the vehicle's capacity.



Limited Mega Cab® in Black.

LIMITED. REFINEMENT, FURTHER REFINED.

OF COURSE IT'S SOPHISTICATED. The Limited interior comes in your choice of all-Black leather seating or Light Frost Beige / Indigo (shown at right). You'll enjoy a Limited-specific instrument cluster, the comprehensive Uconnect® system that includes the impressive 12-inch colour touchscreen, a wireless charging pad, heated outboard rear seats, heated and ventilated front seats, and unique wood and aluminum accents.

The available Limited Level I Equipment Group adds the 360° Surround-View Camera System with Trailer Reverse Guidance,² Forward Collision Warning with Active Braking,² Adaptive Cruise Control with Stop² and the 17-speaker Harman Kardon® High-Performance Audio System.



BIG SPACE, BIG THINKING. With its abundant interior storage, Ram Mega Cab is the solution for cargo best left inside; a 60 / 40 split-folding rear-seat design gives you a flat surface in seconds—as shown by this Heavy Duty Limited model.



Laramie Longhorn® in Cattle Tan / Black.

LARAMIE LONGHORN: NATURALLY POLISHED.

WESTERN STYLE, UNIVERSAL APPEAL. Laramie Longhorn is luxury personified, with a hand-crafted dashboard, leather-trimmed door-panel inserts and full-leather seating. To that, add awesome forces of nature—like real-barnwood accents and solid-wood tandem doors on the centre console. Your choices of interior colours range from Light Mountain Brown / Mountain Brown (inset)—which includes available laser etching on the seatbacks—to Cattle Tan / Black seats with contrasting piping. The available Laramie Longhorn Level I Equipment Group adds power running boards, a wireless charging pad, the refined Uconnect® 12.0 system, Blind-Spot Monitoring² with Rear Cross-Path Detection² and the premium 17-speaker Harman Kardon® High-Performance Audio System.





TECHNOLOGY

LARGEST-IN-CLASS 12-INCH MEDIA CENTRE TOUCHSCREEN!

The Uconnect® 12.0 system is top-of-the-line technology for Ram Heavy Duty and joins the popular 8.4-inch display; select models utilize the fully capable 5-inch Uconnect system. Available.

ONE SYSTEM. ULTIMATE TECH AT YOUR SERVICE.

Customize the display to best serve your needs. Intuitive Uconnect® touchscreens let you communicate, navigate⁷ and stay entertained. Available features include:

((SiriusXM))

SIRIUSXM RADIO⁶

Listen to music, talk shows and sports. Access all genres, favourite artists, winning teams—all the time—with SiriusXM radio,⁶ including a one-year trial subscription.

SIRIUSXM WITH 360L⁸ delivers more content and variety, along with a personalized experience that is tailored to your listening habits. SiriusXM 360L⁸ is wide-ranging, delivering 200 channels, sports, on-demand content with user-friendly pause / rewind—and much more.

Navigate⁷ to every adventure; get turn-by-turn directions so you don't get lost on the way (unless you want to).

SiriusXM
GUARDIAN

Utilize Remote Services from almost anywhere using your smartphone with SiriusXM Guardian⁹ and the Uconnect App. SiriusXM Guardian⁹ services include SOS calling,¹⁰ Roadside Assistance calling,¹¹ Theft Alarm Notification,¹² Stolen Vehicle Assistance,¹³ Family Drive Alerts—and even Customer Care Assistance for remote commands and helpful troubleshooting.

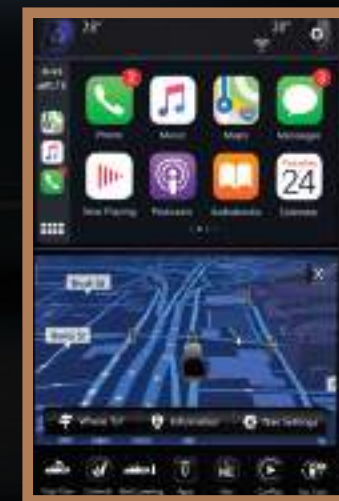
Discover new places and the best shopping, entertainment and restaurants from the Uconnect smartphone app, then easily send the address to your vehicle.

Connect with speed; expand your options by turning your truck into an on-demand Wi-Fi Hotspot with rapid 4G LTE Wi-Fi.¹⁴

Keep informed; receive weather and traffic reports with a five-year trial subscription to SiriusXM Travel Link and SiriusXM Traffic.¹⁵

APPLE CARPLAY¹⁶ SUPPORT

This is smart iPhone integration, so you'll experience your favourite features through your dashboard. With Siri,¹⁷ all you have to do is ask—catch up on calls and messages, get directions from Apple Maps, or request a song through Apple Music. The system lets you browse music or discover nearby gas stations, parking, restaurants and more. Plus, Maps helps predict where you're headed. Apple CarPlay¹⁶ screen shown above, right.



Apple CarPlay¹⁶ screen shown above.

SiriusXM
TRAFFIC
SiriusXM
TRAVEL LINK



android
auto

ANDROID AUTO^{TM18} INTEGRATION

Designed with safety and convenience in mind, Android Auto¹⁸ gives you the right information for the road ahead. Easily access your favourite music with Google Play Music, and get where you need to go with Google Maps. With your Google Assistant on Android Auto¹⁸ you can keep your eyes on the road and your hands on the wheel while using your voice to help you with your day. Just say, "Ok, Google."

THIS WORKHORSE ALSO HAS A SOPHISTICATED SIDE.

WE DON'T TAKE YOUR ENJOYMENT LIGHTLY. Count on technology and audio on par with the best with hundreds of available radio stations, including satellite[®]. State-of-the-art controls for comfort. A reconfigurable centre console on select models.

Charging ports. Exceptional audio—balanced by silence: Active Noise Cancellation technology cancels unwanted sound with opposite-tuned frequencies via the sound system. For sound and silence, Ram Heavy Duty is the way to go.



FULL-COLOUR CONTROL AT YOUR FINGERTIPS. Control it all with the available reconfigurable 12-inch Uconnect[®] touchscreen, featuring a one-touch, customizable Home Screen, multi-touch gesturing and split-screen adaptability. It's even better with the available SiriusXM 360L[®]—shown above.



INTUITIVE CHARGING. The front of the centre console houses an auxiliary input and two sets of USB connections (Type-A / -C pairs). There is also a phone shelf to hold smartphones with an optional integrated wireless charging pad.



EASY-ACCESS CONNECTIVITY. Rear-seat passengers enjoy multiple amenities. You'll find two available USB connection points (Type-A / -C pairs) and a 115-volt, 400-watt outlet conveniently located on the rear of the centre console. The two-cup-holder space also offers room to mount a tablet for rear-seat viewing.



THE HARMAN KARDON[®] ALTERNATIVE. A premium truck warrants a premium sound system. Our partners at Harman Kardon come through with an available 750-watt audio system that features 17 strategically located speakers, including a subwoofer, that deliver balanced sound the way it's meant to be heard.



FULLY RECONFIGURABLE DRIVER INFORMATION DISPLAY. One glance, and you've got instant operating information about dozens of mechanical functions. Among them: the status of the available active safety systems. Real-time tire pressures and, most notably, data that's critical when trailering—like the settings of the available Trailer Brake Controller and whether you should modify them. It's all easily accomplished by the settings and controls on the steering wheel and centre stack.

Images are for illustrative purposes only and may not reflect exact software for your vehicle.

OUT-OF-THE-BOX THINKING RESULTS IN NEXT-LEVEL CARGO MANAGEMENT.

A Ram Heavy Duty takes on any challenge. Alongside the huge cargo-bed volume and numerous in-cab storage compartments is the available and Class-Exclusive RamBox® Cargo Management System¹ and RamBox Utility Group. Looking for multiple solutions? These versatile side bins are drainable, lockable and illuminated—and the driver's-side bin even has a 115-volt power outlet. Welcome to real-world capability.



115-VOLT POWER OUTLET. Immediately accessible and ideal for toys and tools. It's inside the driver's-side storage bin of the available RamBox System.

STORAGE SOLUTIONS WITH ADDED CONVENIENCE.



STANDARD SHEETS FIT. Opting for the unconventional—the versatile and multitasking RamBox® Cargo Management System—still gives you totally conventional cargo-carrying capability. Standard 4x8-foot sheets of building materials readily load into all bed sizes equipped with this available system.



TAILGATE TECHNOLOGY. With or without the RamBox System, there's an available damped tailgate that opens more slowly and closes with less effort. The tailgate also features an available power-release function; open it with the key fob button or via the in-cabin control on the overhead console.



IN-BED LED LIGHTING. Controlled by a switch or a key fob button, these available rear-positioned side cargo-bed lights let you load anytime, and with no adjustment to a tonneau cover (if so equipped).



RIGHT THERE WHEN YOU NEED IT: THE BED STEP. The foot-actuated Mopar® Bed Step eases access to the bed and hides out of sight when not in use. Available as a factory-installed option or as a stand-alone Mopar Accessory.



MANAGE YOUR CARGO. The available RamBox Utility Group enhances capability and hauling with a stowable bed divider to help keep items of cargo separate, and includes an upper rail system with adjustable cleats to further help secure your cargo.

Properly secure all cargo.

POWER WAGON®

THE OFF-ROAD FULL-SIZE TRUCK OF CHOICE.



BRUTE STRENGTH OUTSIDE. VELVET TOUCH INSIDE. The two Power Wagon interior treatments put interior design into sharp focus. Standard is the unique Black trim with Diesel Grey accents and signature seat badging. Take it up to luxury with available features that include leather seats, the premium Harman Kardon® High-Performance Audio System, power sunroof and two exceptional Groups—the Power Wagon Level I and Level II Equipment Groups.



GO WHERE OTHERS DON'T DARE. OR, BETTER SAID—WHERE THEY CAN'T. Ram 2500 Power Wagon has all the right stuff to take you to the extremes. Like front and rear electronic locking differentials, the Ram Articulink® front suspension with disconnecting stabilizer bar and Bilstein® heavy-duty monotube shocks in all four corners. Skid plates protecting the 4x4 transfer case and gas tank. Front WARN® winch rated at 12,000 lb (5,543 kg) with an 80-foot (24-metre) synthetic line. Hill Descent Control and 14.2 in (363 mm) of ground clearance. With the formidable 6.4L HEMI® V8, a 180-amp alternator and robust Goodyear® Wrangler DuraTrac® All-Terrain tires, you've got a Ram truck like no other. See it all at RAMTRUCK.CA

RAM: YOUR ONE-STOP SHOP FOR THE LOOK YOU WANT.



TRADESMAN®

Quad-halogen headlamps, Black grille, Black front and rear bumpers, Black door handles, Black power heated trailer-tow mirrors, new Active Grille Shutters and 17- or 18-inch steel wheels (shown above with optional Chrome Appearance Group)



BIG HORN®

Chrome bumper, bright grille surround, body-colour door handles, acoustic glass (Crew Cab / Mega Cab® models only), Black 7 x 11-inch trailer-tow mirrors, Trailer Brake Controller, Remote Keyless Entry and 18-inch chrome-clad steel wheels



POWER WAGON®

Powder-coated bumpers, Black Power Wagon grille, Black lower paint and Black wheel flares, WARN® winch, unique RAM scripted aluminum tailgate with dampened opening assist and 17-inch unique aluminum wheels riding on monster 33-inch all-terrain tires



LARAMIE®

Chrome billet grille with chrome surround, chrome front and rear bumpers with body-colour wheel flares, chrome mirror caps, LED headlamps and taillamps with chrome bezels, LED fog lamps, dampened tailgate and 18-inch polished aluminum wheels



LARAMIE LONGHORN®

Unique bright surround with Laramie Longhorn grille, bi-functional LED projector headlamps, Chrome belt moulding, premium centre console, 8.4-inch NAV⁷ radio, power-release tailgate and 18-inch polished aluminum wheels (shown with optional lower two-tone paint)



LIMITED

Uconnect® 12.0 with NAV⁷, Chrome tow hooks and bodyside LIMITED moulding, Blind-Spot Monitoring² with Rear Cross-Path Detection², power running boards, RamBox® System with 115-volt, 400-watt outlet and 20-inch aluminum wheels (shown with optional Dual-Rear Wheels (DRW))

SPECIAL APPEARANCE PACKAGES



SPORT APPEARANCE PACKAGE

A monotone paint treatment and Sport decal join a grille surround, bumpers and door handles—all in body-colour, complemented inside by monotone Black trim and seating. Available on Big Horn and Laramie; packages vary by model; Equipment Groups are required. (Shown: Big Horn with optional 20-inch wheels.)



BLACK APPEARANCE PACKAGE

Grille surround and bumpers in body-colour with monotone paint. RAM grille badge and headlamp and taillamp bezels are all in Black. Black monotone interior. 20-inch wheels. Available on Limited; requires specific Equipment Groups.



NIGHT EDITION

Body-colour grille surround and bumpers with monotone paint. Add Black for the badges, headlamp and taillamp bezels, plus big 20-inch wheels (Single-Rear-Wheel (SRW) models). Big Horn adds Park-Sense® Front and Rear Park Assist System.² For Big Horn and Laramie models, requires specific Equipment Groups.

RAM 2500/3500 TRIM LEVELS



TRADESMAN®

Our entry-level workhorse—comfortable and practical inside—and ready to work

POWERTRAIN

- 6.4L HEMI® V8 Variable Valve Timing (VVT) engine with FuelSaver / Multi-Displacement System (MDS) Technology / 8-speed automatic
- 6.7L Cummins® Turbo Diesel / 6-speed automatic
- 6.7L Cummins High Output Turbo Diesel / 6-speed AISIN® automatic (3500 models only)

STANDARD FEATURES:



INTERIOR AMENITIES

- Vinyl 40/20/40 front split-folding bench seat with manual adjust
- 20% fold-down centre bench seat with integrated armrest
- Full-folding rear bench seat (Crew Cab)
- Base door trim panel
- Black instrument panel
- 3.5-inch Driver Information Display cluster
- Uconnect® 3 with 5-inch display
- Urethane steering wheel
- Manual tilt steering column
- Manual temperature control
- Vinyl floor covering
- Media Hub with 3 USB ports

EXTERIOR FEATURES

- Black grille
- Black front / rear bumper
- Quad-halogen headlamps
- 17- or 18-inch steel wheels
- Black door handles
- Incandescent taillamps
- Black 6 x 9-inch power heated mirrors, manual-folding (2500 Crew)
- Black 7 x 11-inch power heated trailer-tow mirrors, manual-folding (3500 Crew Cab / Mega Cab®)

CAPABILITY & FUNCTIONALITY

- Manual shift-on-the-fly part-time transfer case (4x4 only)
- Keyless Go
- Class V hitch receiver
- Trailer-tow wiring with 4- and 7-pin connector
- Speed control
- Front / rear heavy-duty shocks with Frequency Selective Dampening (FSD)
- Rear fixed window
- Active Grille Shutters
- Suspension, 3-link front
- Suspension, rear link with coil spring (2500 only)
- Suspension, rear Hotchkis leaf spring (3500 only)

SAFETY & SECURITY

- Six air bags³ including driver and front-passenger, side-curtain and front-seat side-mounted
- Electronic Stability Control (ESC)³
- Antilock 4-wheel disc brakes
- Sentry Key® Theft Deterrent System
- Remote Keyless Entry (optional on Regular Cab)
- Tire Pressure Monitoring System
- ParkView® Rear Back-Up Camera²

SELECT OPTIONAL EQUIPMENT

- Tradesman Level I Equipment Group (Regular Cab)
- Tradesman Level II Equipment Group
- Chrome Appearance Group
- Fifth-Wheel / Gooseneck Towing Prep Group
- Safety Group
- Power Wagon® Package (Crew Cab 4x4 only)
- Park-Sense® Rear Park Assist System²
- RamBox® Cargo Management System
- Spray-In Bedliner
- Auto-Level Rear Air Suspension System
- Uconnect 4 with 8.4-inch Display
- Bed Utility Group
- Towing Technology Group
- Off-Road Group (4x4 Crew Cab / Mega Cab only)
- Blind-Spot Monitoring² with Rear Cross-Path Detection²

APPEARANCE PACKAGES



CHROME APPEARANCE GROUP

Includes chrome grille surround, chrome bumpers, chrome RAM grille badge and chrome-clad steel wheels



BIG HORN®

Benchmark capability: think premium amenities, robust power—and complete practicality

POWERTRAIN

- 6.4L HEMI V8 VVT engine with FuelSaver / MDS Technology / 8-speed automatic
- 6.7L Cummins Turbo Diesel / 6-speed automatic
- 6.7L Cummins High Output Turbo Diesel / 6-speed AISIN automatic (3500 models only)

INCLUDES SELECT TRADESMAN FEATURES, PLUS:



INTERIOR AMENITIES

- Cloth 40/20/40 front split-folding bench seat
- Cloth 60/40 rear split-folding bench seat (Mega Cab)
- Cloth rear-folding bench (Crew Cab)
- Carpet floor covering
- Manual 4-way driver and passenger seats
- Premium vinyl door trim panel
- Hydrographic "metal patina" finish on centre stack / console and doors
- Overhead console
- Front / rear floor mats

EXTERIOR FEATURES

- Chrome-surround / Black billet grille
- Chrome bumper
- 18-inch chrome-clad steel wheels
- Body-colour door handles
- Big Horn badge
- Black 7 x 11-inch power heated trailer-tow mirrors, manual-folding

CAPABILITY & FUNCTIONALITY

- Electronic shift-on-demand transfer case (4x4 only)
- Trailer Brake Controller

SELECT OPTIONAL EQUIPMENT

- Big Horn Level I Equipment Group
- Big Horn Level II Equipment Group
- Sport Appearance Package
- Tech Package
- Fifth-Wheel / Gooseneck Towing Prep Group
- Heated Seats and Wheel Group
- Night Edition
- Park-Sense Rear Park Assist System²
- Premium Lighting Group
- RamBox Cargo Management System
- Auto-Level Rear Air Suspension System
- Safety Group
- Spray-In Bedliner
- Towing Technology Group
- Uconnect 4C NAV² with 8.4-inch Display
- Uconnect 12.0 with NAV²
- Blind-Spot Monitoring² with Rear Cross-Path Detection²
- Power Sunroof
- Bed Utility Group
- Off-Road Group (4x4 Crew Cab / Mega Cab only)

APPEARANCE PACKAGES



NIGHT EDITION

For Crew Cab and Mega Cab only. Includes body-colour upper and lower grille surround, bumpers and door handles; Black headlamp and taillamp bezels and badging; Black-painted billet grille; Park-Sense Front and Rear Park Assist System² and 20-inch Black-painted wheels (17-inch on 3500 Dual-Rear-Wheel (DRW) models) with all-terrain On- / Off-Road tires

SPORT APPEARANCE PACKAGE

Includes body-colour grille surround, body-colour bumpers, body-colour door handles and Park-Sense Front and Rear Park Assist System²; interior features Black monotone trim and seating



POWER WAGON (2500 ONLY)

Exceptional off-road capability, commanding physical presence—and dozens of optional features

POWERTRAIN

- 6.4L HEMI V8 VVT engine with FuelSaver / MDS Technology / 8-speed automatic

INCLUDES SELECT BIG HORN FEATURES, PLUS:



INTERIOR AMENITIES

- Unique Black interior trim with Diesel Grey accents
- Vinyl / cloth 40/20/40 split-folding bench seats with tire-tread pattern
- 60/40 rear split-folding bench seat
- Front and rear rubber floor mats
- Power driver's seat (with 2-way power lumbar)
- 7-inch full-colour, customizable in-cluster display with Power Wagon theme
- 115-volt outlet
- Three USB ports
- SiriusXM radio⁴ with 1-year trial included
- Uconnect 4 with 8.4-inch display

EXTERIOR FEATURES

- Black-surround unique grille
- Powder-coated bumpers
- LED headlamps and taillamps with Black bezels
- LED fog lamps
- Black 7 x 11-inch heated trailer-tow mirrors, power-folding
- Unique Black wheel flares
- 17-inch unique aluminum wheels
- OWL On- / Off-Road tires
- Unique RAM scripted aluminum tailgate with dampened opening assist

CAPABILITY & FUNCTIONALITY

- Manual shift-on-the-fly part-time transfer case
- Bilstein® off-road shocks
- Tow hooks
- Fuel tank skid plate
- Ram Articulate® front suspension
- Electronic disconnecting front sway bar
- Transfer case skid plate
- Electronic locking front and rear differentials
- Raised ride height
- Rear power-sliding window
- 12,000-lb (5,443-kg) WARN® winch

SAFETY & SECURITY

- Hill Descent Control
- Park-Sense Front and Rear Park Assist System²

SELECT OPTIONAL EQUIPMENT

- Leather-Faced Seats
- Power Wagon Level I Equipment Group
- Power Wagon Level II Equipment Group
- Safety Group
- Towing Technology Group
- 17-Speaker Harman Kardon® High-Performance Audio System
- Power Sunroof
- Power Wagon Badging Delete
- RamBox Cargo Management System
- Spray-In Bedliner
- Power Heated Mirrors, Manual-Folding
- Uconnect 4C NAV² with 8.4-inch Display
- Uconnect 12.0 with NAV²
- Bed Utility Group
- Blind-Spot Monitoring² with Rear Cross-Path Detection²

RAM 2500/3500 TRIM LEVELS



LARAMIE®

Heavy-duty attitude, with the welcome comfort and convenience that define sophistication

POWERTRAIN

- 6.4L HEMI® V8 Variable Valve Timing (VVT) engine with FuelSaver / Multi-Displacement System (MDS) Technology / 8-speed automatic
- 6.7L Cummins® Turbo Diesel / 6-speed automatic
- 6.7L Cummins High Output Turbo Diesel / 6-speed AISIN® automatic (3500 models only)

INCLUDES SELECT BIG HORN® FEATURES, PLUS:



INTERIOR AMENITIES

- Leather-faced 40/20/40 split-folding bench seat
- Power seats (with 2-way power lumbar)
- Heated front seats
- Leather-wrapped heated steering wheel
- 60/40 rear split-folding bench seat
- 7-inch full-colour, customizable in-cluster display
- 9-speaker premium audio system with subwoofer
- SiriusXM radio® with 1-year trial included
- Uconnect® 4 with 8.4-inch display
- Five USB ports, 2 power outlets
- Universal Garage Door Opener®
- Dual-Zone Automatic Temperature Control
- LED ambient interior lighting
- Rear power-sliding window

EXTERIOR FEATURES

- Chrome-surround / chrome billet grille
- Chrome front and rear bumpers
- Body-colour wheel flares
- LED headlamps and taillamps with chrome bezel
- LED fog lamps
- Dampened tailgate
- 18-inch polished aluminum wheels
- Laramie badge
- Chrome mirror caps

SAFETY & SECURITY

- Security alarm
- Keyless Enter™ in Go™ with proximity entry and push-button start
- Park-Sense® Front and Rear Park Assist System™
- Remote start™

SELECT OPTIONAL EQUIPMENT

- Laramie Level I Equipment Group
- Laramie Level II Equipment Group
- Night Edition
- Sport Appearance Package
- Safety Group
- Towing Technology Group
- Two-Tone Lower Paint
- RamBox® Cargo Management System
- Auto-Level Rear Air Suspension System
- Uconnect 12.0 with NAV®
- Blind-Spot Monitoring® with Rear Cross-Path Detection®
- Power Sunroof
- Bed Utility Group
- Body-Colour Bumper Group
- Off-Road Group (4x4 Crew Cab / Mega Cab® only)
- Uconnect 4C NAV® with 8.4-inch Display

APPEARANCE PACKAGES



NIGHT EDITION

Includes body-colour upper and lower grille surround, bumpers and door handles; Black headlamp and taillamp bezels and badging; Black-painted billet grille and 20-inch Black-painted wheels (17-inch on Dual-Rear-Wheel (DRW) models) with all-terrain On- / Off-Road tires



SPORT APPEARANCE PACKAGE

Includes monotone paint, body-colour door handles, body-colour bumpers and upper and lower appliqué painted in body-colour; interior features include Black monotone trim with Black headliner and seating



LARAMIE LONGHORN®

Unrelenting capability with two exceptionally refined interior choices melding with a head-turning exterior

POWERTRAIN

- 6.4L HEMI V8 VVT engine with FuelSaver / MDS Technology / 8-speed automatic
- 6.7L Cummins Turbo Diesel / 6-speed automatic
- 6.7L Cummins High Output Turbo Diesel / 6-speed AISIN automatic (3500 models only)

INCLUDES SELECT LARAMIE FEATURES, PLUS:



INTERIOR AMENITIES

- Laramie Longhorn specific premium leather and wood interior treatment
- Premium leather bucket front seats with full-length centre console
- 60/40 rear split-folding bench seat with fold-down armrest
- Heated front and rear seats
- Ventilated front seats
- Leather-wrapped / real-wood steering wheel
- 7-inch full-colour, customizable in-cluster display with Laramie Longhorn cluster
- Uconnect 4C NAV® with 8.4-inch display
- Premium rubber slush mats with removable carpet inserts

EXTERIOR FEATURES

- Unique bright-surround / Laramie Longhorn specific grille
- Bi-functional LED projector headlamps
- LED bed lighting
- 18-inch polished aluminum wheels with painted pockets
- Chrome wheel-to-wheel side steps
- Chrome window mouldings
- Laramie Longhorn badge

CAPABILITY & FUNCTIONALITY

- Power-release dampened tailgate
- Spray-in bedliner

SAFETY & SECURITY

- Rain-sensitive wipers
- Auto High-Beam Headlamp Control

SELECT OPTIONAL EQUIPMENT

- Laramie Longhorn Level I Equipment Group – Includes Uconnect 12.0 with NAV® and 17-Speaker Harman Kardon® High-Performance Audio System
- Safety Group
- Towing Technology Group
- Power Sunroof
- RamBox Cargo Management System
- Auto-Level Rear Air Suspension System
- Body-Colour Bumper Group
- Blind-Spot Monitoring® with Rear Cross-Path Detection®
- Off-Road Group (4x4 Crew Cab / Mega Cab® only)

APPEARANCE PACKAGES



BODY-COLOUR BUMPER GROUP

Includes monotone paint with body-colour bumpers



TWO-TONE PAINT

Includes Walnut Brown Metallic paint for the lower body, front and rear bumpers, wheel flares and wheel insert



LIMITED

Top-of-the-line in every sense, with impressive powertrains, a leather-trimmed interior and a stunning exterior aesthetic

POWERTRAIN

- 6.4L HEMI V8 VVT engine with FuelSaver / MDS Technology / 8-speed automatic
- 6.7L Cummins Turbo Diesel / 6-speed automatic
- 6.7L Cummins High Output Turbo Diesel / 6-speed AISIN automatic (3500 models only)

INCLUDES SELECT LARAMIE LONGHORN FEATURES, PLUS:



INTERIOR AMENITIES

- Limited-specific premium leather and wood interior treatment
- Premium leather bucket front seats with full-length centre console
- 60/40 rear split-folding bench seat with fold-down armrest
- 7-inch full-colour, customizable in-cluster display with Limited cluster
- Uconnect 12.0 with NAV®
- Leather-wrapped / real-wood steering wheel

EXTERIOR FEATURES

- Chrome-surround Limited-specific grille
- 20-inch chrome aluminum wheels
- Limited badge
- Power deployable running boards
- Chrome bodyside moulding
- Chrome tow hooks

CAPABILITY & FUNCTIONALITY

- RamBox Cargo Management System (6" box, Single-Rear Wheel (SRW))

SAFETY & SECURITY

- Blind-Spot Monitoring® with Rear Cross-Path Detection®

SELECT OPTIONAL EQUIPMENT

- New Black Appearance Package
- Limited Level I Equipment Group – Includes 17-Speaker Harman Kardon High-Performance Audio System
- Body-Colour Bumper Group
- Safety Group
- Auto-Level Rear Air Suspension System
- Power Sunroof
- Off-Road Group (4x4 Crew Cab / Mega Cab® only)

APPEARANCE PACKAGES



BODY-COLOUR BUMPER GROUP

Includes monotone paint with body-colour bumpers



BLACK APPEARANCE PACKAGE

Includes body-colour door handles, Black tow hooks, Black mirrors, Black badges, Black-bezel headlamps and taillamps, body-colour grille surround, body-colour bumpers, Grey grille inserts and Black-painted aluminum wheels

RAM 2500/3500 EXTERIOR COLOURS



Bright White



Pearl White



Billet Silver Metallic



Granite Crystal Metallic



Maximum Steel Metallic



Diamond Black Crystal Pearl



Hydro Blue Pearl



Patriot Blue Pearl



Walnut Brown Metallic



Flame Red



Red Pearl



Olive Green

PAINT COLOURS AND TWO-TONE OPTIONS

	Tradesman®	Big Horn®	Power Wagon®	Laramie®	Laramie Longhorn®	Limited
Red Pearl	•	•	■	•, ■	•	•
Flame Red	•	•	■	•, ■	•	N/A
Walnut Brown	•	•	N/A	•, ■	•	N/A
Olive Green	•	•	N/A	•, ■	N/A	N/A
Hydro Blue	•	•	■	•, ■	N/A	N/A
Patriot Blue	•	•	N/A	•, ■	•	•
Billet Silver	•	•	■	•	•, +	•
Granite Crystal	•	•	■	•, ■	•	•
Maximum Steel	•	•	■	•, ■	•, +	•
Diamond Black Crystal	•	•	•	•, ■	•, +	•
Bright White	•	•	■	•, ■	•, +	•
Pearl White	N/A	N/A	N/A	•, ■	•, +	•



Power Wagon shown in Billet Silver Metallic with Black lower



Laramie Longhorn shown in Pearl White with Walnut Brown Metallic lower



Laramie shown in Hydro Blue Pearl with Billet Silver Metallic lower

Not all colours are available on all models. Additional low-volume paints available.
To see examples of all possible paint combinations, visit ramtruck.ca

• = Available Monotone Colour ■ = Black Lower ■ = Silver Lower + = Walnut Brown Lower N/A = Not Available

RAM 2500/3500 WHEELS

SRW



17-inch Steel, Argent-Painted Finish
Standard on 3500 Tradesman®
(WDA)



17-inch Matte Black Diamond-Cut Aluminum
Standard on Power Wagon®
Included with Power Wagon Package
on Tradesman
(WFR)



17-inch Black-Painted Aluminum
Optional on Power Wagon
(WFW)



18-inch Steel, Argent-Painted Finish
Standard on 2500 Tradesman
Optional on 2500 Tradesman
(WBN)



18-inch Steel, Chrome-Clad
Standard on Big Horn®
Included with Chrome Appearance
Group on Tradesman
(WBH)



18-inch Polished Aluminum
Included with Level I and Level II
Equipment Groups
on Big Horn
(WBE)



18-inch Polished Aluminum
Standard on Laramie®
(WBL)



18-inch Polished Aluminum with
Walnut Brown Pockets
Standard on Laramie Longhorn®
with Two-Tone Exterior Paint
(WBJ)



18-inch Polished Aluminum with
Painted Silver Pockets
Standard on Laramie Longhorn
with Monotone Exterior Paint
(WBA)



20-inch Polished Aluminum with
Walnut Brown Pockets
Optional on Laramie Longhorn
with Two-Tone Exterior Paint
(WRP)



20-inch Polished Aluminum with
Painted Granite Pockets
Optional on Laramie Longhorn
with Monotone Exterior Paint
(WRA)



20-inch Polished Aluminum
Optional on Big Horn and Laramie
(WRJ)



20-inch Aluminum, Black-Painted
Included with Night Edition
on Big Horn and Laramie
(WF3)



20-inch Satin Carbon Aluminum
with Chrome Inserts
Standard on Limited
(WH3)



20-inch Black-Painted Aluminum
Included with Black Appearance
Package on Limited (late availability)
(WRW)



17-inch Steel, Argent-Painted Finish
Standard on Tradesman
(WFU)



17-inch Steel, Chrome Finish
Standard on Big Horn
Included with Chrome Appearance
Group on Tradesman
(WD4)



17-inch Polished Aluminum
Standard on Laramie and Limited
Optional on Big Horn
Included with Sport Appearance
Package on Big Horn
(WF7)




17-inch Polished Aluminum
Standard on Laramie Longhorn
(WFS)



17-inch Black Aluminum
Included with Night Edition
on Big Horn and Laramie and Black
Appearance Package on Limited
(WFQ)

DRW

RAM 2500/3500 INTERIOR FABRICS



Heavy-Duty Vinyl, Diesel Grey/Black
Tradesman

Cloth, Black
Big Horn and included with Sport Appearance or
Night Edition Packages; Optional on Tradesman

Cloth, Diesel Grey/Black
Big Horn

Cloth, Light Mountain Brown/Black
Big Horn



Vinyl/Cloth, Black/Diesel Grey
Power Wagon

Leather-Faced, Black
Power Wagon

Leather-Faced, Black
Laramie/Laramie
Longhorn with Sport
Appearance or Night
Edition Packages

Leather-Faced, Light Frost Beige/ Mountain Brown
Laramie

Premium Leather, Cattle Tan/Black
Laramie Longhorn

Premium Leather, Light Mountain Brown/Mountain Brown
Laramie Longhorn



Premium Leather with Laser Etching, Light Mountain Brown/Mountain Brown
Laramie Longhorn

Premium Leather, Black
Limited

Premium Leather, Light Frost Beige/Indigo
Limited

RAM 2500/3500 TOWING CAPACITY

RAM 2500 TOWING SPECIFICATIONS – SAE J2807 STANDARD COMPLIANT									
Maximum towing capacities (when properly equipped)			REGULAR CAB		CREW CAB				MEGA CAB®
			8' BOX		6'4" BOX		8' BOX		6'4" BOX
ENGINE	AXLE RATIO	GCWR	4x2	4x4	4x2	4x4	4x2	4x4	4x4
6.4L HEMI® V8 / 8HP75 8-SPEED	3.73	9752 (21500)	6822 (15040)	6677 (14720)	6663 (14690)	6523 (14380)	6600 (14550)	6436 (14190)	6337 (13970)
	4.10	8165 (18000)				4799 (10580)			
	4.10	10886 (24000)	7956 (17540)	7811 (17220)	7797 (17190)	7657 (16880)	7734 (17050)	7570 (16690)	7466 (16460)
6.7L CUMMINS® TURBO DIESEL I-6 / 68RFE 6-SPEED	3.73	12247 (27000)	8927 (19680)	8768 (19330)	8759 (19310)	8627 (19020)	8686 (19150)		
	3.73	11578 (25525)						7870 (17350)	
	3.73	11460 (25265)							7116 (15690)

RAM 3500 TOWING SPECIFICATIONS – SAE J2807 STANDARD COMPLIANT														
Maximum towing capacities (when properly equipped)			REGULAR CAB				CREW CAB						MEGA CAB	
			8' BOX		8' BOX DRW		6'4" BOX		8' BOX		8' BOX DRW		6'4" BOX	6'4" BOX DRW
ENGINE	AXLE RATIO	GCWR	4x2	4x4	4x2	4x4	4x2	4x4	4x2	4x4	4x2	4x4	4x4	4x4
6.4L HEMI V8 / 66RFE 6-SPEED	3.73	9752 (21500)	6790 (14970)	6636 (14630)	6672 (14710)	6482 (14290)	6550 (14440)	6473 (14270)	6554 (14450)	6382 (14070)	6387 (14080)	6228 (13730)	6337 (13970)	6196 (13660)
	4.10	10886 (24000)	7924 (17470)	7770 (17130)			7684 (16940)	7607 (16770)	7688 (16950)	7516 (16570)			7471 (16470)	
	4.10	11340 (25000)			8260 (18210)	8069 (17790)					7974 (17580)	7815 (17230)		7784 (17160)
6.7L CUMMINS TURBO DIESEL I-6 / 68RFE 6-SPEED	3.73	12837 (28300)	9530 (21010)	9335 (20580)	9376 (20670)	9176 (20230)	9330 (20570)	9172 (20220)	9267 (20430)	9081 (20020)	9076 (20010)	8927 (19680)	8990 (19820)	8845 (19500)
	4.10	13744 (30300)			10283 (22670)	10083 (22230)					9984 (22010)	9834 (21680)		9752 (21500)
6.7L CUMMINS HIGH OUTPUT TURBO DIESEL I-6 / AISIN® 6-SPEED	3.73	14624 (32240)					10968 (24180)							
	3.73	14778 (32580)						10732 (23660)						
	3.73	14837 (32710)											10927 (24090)	
	3.73	15245 (33610)								11381 (25090)				
	3.73	15272 (33670)							11603 (25580)					
	3.73	15667 (34540)		11816 (26050)										
	3.73	15708 (34630)	12183 (26860)											
	3.73	18869 (41600)			15286 (33700)	15086 (33260)					15005 (33080)	14841 (32720)		14755 (32530)
	4.10	19504 (43000)			15921 (35100)	15722 (34660)					15640 (34480)	15472 (34110)		14914 (32880)

DRW = Dual-Rear Wheel. Weights given in kg (lb). Payload and Max Trailer Weights are ESTIMATED values and rounded to the nearest 5 kg (10 lb). Payload = GVWR - Base Weight. Payload and Trailer Weight Rating are mutually exclusive. GAWRs, GVWRs and GCWRs should never be exceeded. Trailer Weight Rating and Tow Vehicle Trailing Weight are calculated as specified in SAE J2807. Passenger Weight = 136 kg (300 lb). Options Weight = 45 kg (100 lb). Trailing Equipment Weight: 34 kg (75 lb) for conventional hitch, 32 kg (70 lb) for gooseneck and 113 kg (250 lb) for fifth wheel. Tongue weight: 10% of the gross trailer weight for conventional hitch, 15% of the gross trailer weight for a fifth-wheel or gooseneck hitch. Payload and GAWR should never be exceeded and must account for all of the above weights, including the appropriate trailering equipment and tongue weight. Box-Off Body Completion Weight = 36 kg (80 lb) per foot from end of cab to end of frame. The maximum tongue weight for Class V (hitch receiver) is limited to 816 kg (1800 lb). A fifth-wheel or gooseneck hitch is required for trailers over 8165 kg (18,000 lb). The 6260-kg (13,800-lb) GVWR stated for Regular Cab, 4x2, 6.4L V8 with 4.10 axle ratio, applies to Tradesman® Package only. For all other configurations (Regular Cab, 4x2, 6.4L V8 with 4.10 axle ratio), the GVWR is 6214 kg (13,700 lb).

RAM 2500/3500 PAYLOAD CAPACITY

RAM 2500 PAYLOAD SPECIFICATIONS

Maximum payload capacities (when properly equipped)		REGULAR CAB		CREW CAB				MEGA CAB®
		8' BOX		6'4" BOX		8' BOX		6'4" BOX
ENGINE	GVWR	4x2	4x4	4x2	4x4	4x2	4x4	4x4
6.4L HEMI® V8 / 8HP75 8-SPEED	3885 (8565)				735 (1620)			
	4536 (10000)	1819 (4010)	1674 (3690)	1660 (3660)	1520 (3350)	1597 (3520)	1433 (3160)	1334 (2940)
6.7L CUMMINS® TURBO DIESEL I-6 / 68RFE 6-SPEED	4536 (10000)	1433 (3160)	1275 (2810)	1256 (2770)	1129 (2490)	1193 (2630)	1043 (2300)	925 (2040)

RAM 3500 PAYLOAD SPECIFICATIONS

Maximum payload capacities (when properly equipped)		REGULAR CAB				CREW CAB						MEGA CAB	
		8' BOX		8' BOX DRW		6'4" BOX		8' BOX		8' BOX DRW		6'4" BOX	6'4" BOX DRW
ENGINE	GVWR	4x2	4x4	4x2	4x4	4x2	4x4	4x2	4x4	4x2	4x4	4x4	4x4
6.4L HEMI V8 / 8HP75 8-SPEED	4853 (10700)	2105 (4640)				1864 (4110)							
	4990 (11000)		2087 (4600)				1923 (4240)						
	5035 (11100)							2050 (4520)					
	5171 (11400)								2014 (4440)			1969 (4340)	
	6350 (14000)			3484 (7680)	3293 (7260)					3198 (7050)	3039 (6700)		3007 (6630)
6.7L CUMMINS TURBO DIESEL I-6 / 68RFE 6-SPEED	5216 (11500)	2123 (4680)				1923 (4240)							
	5352 (11800)		2064 (4550)				1901 (4190)						
	5443 (12000)							2087 (4600)					
	5579 (12300)								2037 (4490)			1946 (4290)	
	6350 (14000)			3103 (6840)	2903 (6400)					2803 (6180)	2654 (5850)		2572 (5670)
6.7L CUMMINS HIGH OUTPUT TURBO DIESEL I-6 / AISIN® 6-SPEED	5216 (11500)	2041 (4500)				1860 (4100)							
	5352 (11800)		1987 (4380)				1823 (4020)						
	5443 (12000)							2018 (4450)					
	5579 (12300)								1960 (4320)			1882 (4150)	
	6350 (14000)			2980 (6570)	2781 (6130)					2699 (5950)	2536 (5590)		2449 (5400)

DRW = Dual-Rear Wheel. Weights given in kg (lb). Weights are estimated values rounded to the nearest 5 kg (10 lb). Payload = GVWR - Base Weight. Payload and Trailer Weight Rating are mutually exclusive. GAWRs, GVWRs and GCWRs should never be exceeded. 3500 Regular Cab, 4x2, 6.4L V8 with 4.10 axle ratio, GVWR of 6260 kg (13,800 lb) applies to Tradesman® Package only. For all other price classes for this configuration (Regular Cab, 4x2, 6.4L V8 with 4.10 axle ratio), GVWR is 6214 kg (13,700 lb).

FOR FULL SPECIFICATIONS, VISIT [RAMTRUCK.CA/EN/BODY-BUILDER/GUIDE](https://ramtruck.ca/en/body-builder/guide)

RAM 2500/3500 DIMENSIONS

RAM 2500/3500 INTERIOR DIMENSIONS

All dimensions are in mm (in) unless otherwise noted.	REGULAR CAB	CREW CAB	MEGA CAB®
HEADROOM, FRONT / REAR	1011 (39.8)	1038 (40.9) / 1010 (39.8)	1038 (40.9) / 1023 (40.3)
LEGROOM, FRONT / REAR	1040 (40.9)	1040 (40.9) / 1022 (40.2)	1040 (40.9) / 1096 (43.1)
SHOULDER ROOM, FRONT / REAR	1675 (65.9)	1675 (65.9) / 1666 (65.6)	1675 (65.9) / 1667 (65.6)
HIP ROOM, FRONT / REAR	1598 (62.9)	1598 (62.9) / 1593 (62.7)	1598 (62.9) / 1595 (62.8)
BEHIND SECOND ROW, L (CU FT)	N / A	N / A	343 (12.1)
TOTAL INTERIOR VOLUME, L (CU FT)	1770 (62.5)	3528 (124.6)	4021 (142)

RAM 2500 EXTERIOR DIMENSIONS

All specs are for base models only; in mm (in) unless otherwise noted.	REGULAR CAB	CREW CAB		MEGA CAB (4x4 only)
	8' BOX	6' 4" BOX	8' BOX	6' 4" BOX
OVERALL BODY WIDTH	2120 (83.5)	2120 (83.5)	2120 (83.5)	2120 (83.5)
OVERALL HEIGHT (4x2 / 4x4)	1981 (78.0) / 2037 (80.2)	1987 (78.2) / 2037 (80.2)	1983 (78.1) / 2035 (80.1)	2036 (80.1)
OVERALL LENGTH	5982 (232)	6066 (238.8)	6626 (260.8)	6348 (249.9)
TRACK – FRONT	1745 (68.7)	1745 (68.7)	1745 (68.7)	1745 (68.7)
TRACK – REAR	1729 (68.1)	1729 (68.1)	1729 (68.1)	1729 (68.1)
WHEELBASE	3560 (140.2)	3785 (149.1)	4293 (169)	4074 (160.4)
BOX HEIGHT	513 (20.2)	511.1 (20.1)	513 (20.2)	511.1 (20.1)
BOX LENGTH	2496.5 (98.3)	1938.5 (76.3)	2496.5 (98.3)	1938.5 (76.3)
BOX WIDTH, WALL TO WALL	1686.9 (66.4)	1686.9 (66.4)	1686.9 (66.4)	1686.9 (66.4)
BOX WIDTH, BETWEEN WHEELHOUSINGS	1295.4 (51)	1295.4 (51)	1295.4 (51)	1295.4 (51)

RAM 3500 EXTERIOR DIMENSIONS

All specs are for base models only; in mm (in) unless otherwise noted.	REGULAR CAB		CREW CAB			MEGA CAB (4x4 only)	
	8' BOX	8' BOX DRW	6' 4" BOX	8' BOX	8' BOX DRW	6' 4" BOX	6' 4" BOX DRW
OVERALL WIDTH	2120 (83.5)	2450 (96.5)	2120 (83.5)	2120 (83.5)	2450 (96.5)	2120 (83.5)	2450 (96.5)
OVERALL HEIGHT (4x2 / 4x4)	1988 (78.3) / 2042 (80.4)	1976.1 (77.8) / 2019.3 (79.5)	1988 (78.3) / 2039 (80.3)	1990 (78.4) / 2029 (79.9)	1959 (77.1) / 2015 (79.3)	2029 (79.9)	2004 (78.9)
OVERALL LENGTH	5892 (232)	5892 (232)	6066 (238.8)	6626 (260.8)	6626 (260.8)	6348 (249.9)	6348 (250)
TRACK – FRONT	1719 (67.7)	1719 (67.7)	1719 (67.7)	1719 (67.7)	1719 (67.7)	1719 (67.7)	1719 (67.7)
TRACK – REAR	1703 (67.1)	1927 (75.9)	1703 (67.1)	1703 (67.1)	1927 (75.9)	1704 (67.1)	1927 (75.9)
WHEELBASE	3560 (140.2)	3560 (140.2)	3785 (149)	4300 (169.3)	4300 (169)	4074 (160)	4074 (160)
BOX HEIGHT	513 (20.2)	513 (20.2)	511.1 (20.1)	513 (20.2)	513 (20.2)	511.1 (20.1)	511.1 (20.1)
BOX LENGTH	2496.5 (98.3)	2496.5 (98.3)	1938.5 (76.3)	2496.5 (98.3)	2496.5 (98.3)	1938.5 (76.3)	1938.5 (76.3)
BOX WIDTH, WALL TO WALL	1686.9 (66.4)	1686.9 (66.4)	1686.9 (66.4)	1686.9 (66.4)	1686.9 (66.4)	1686.9 (66.4)	1686.9 (66.4)
BOX WIDTH, BETWEEN WHEELHOUSINGS	1295.4 (51)	1295.4 (51)	1295.4 (51)	1295.4 (51)	1295.4 (51)	1295.4 (51)	1295.4 (51)

DRW = Dual-Rear Wheel.



LIKE US ON:

facebook.com/ramtrucksCanada



CHECK US OUT ON:

instagram.com/ramtrucksca



LIKE US ON:

twitter.com/ramtrucksCanada



SIGN UP FOR UPDATES AT:

ramtruck.ca/en/signup

ABOUT THIS CATALOGUE: Since the time of printing, some of the information you'll find in this catalogue may have been updated. Ask your retailer for details. Some of the equipment shown or described throughout this catalogue may be available at extra cost. Specifications, descriptions, illustrative materials and all competitive comparisons contained herein are as accurate as known at the time this publication was approved for printing. FCA Canada Inc.reserves the right to discontinue models at any time or change specifications without notice or without incurring obligation. Options may be required in combination with other options. For the price of the model with the equipment you desire, or verification of specifications contained here, see your Ram retailer.

©2020 FCA Canada Inc. All Rights Reserved. Chrysler, Dodge, Jeep, SRT, Ram, Mega Cab, Mopar, Articulink, Auto-Level, Big Horn, HEMI, Laramie, Laramie Longhorn, Park-Sense, ParkView, Power Wagon, RamBox, Sentry Key, the Ram's Head logo, Tradesman, TorqueFlite and Uconnect are registered trademarks, and Keyless Enter 'n Go is a trademark of FCA US LLC. AISIN is a registered trademark of Aisin Seiki Co., Ltd. iPhone and Siri are registered trademarks of Apple Inc. Google, Google Play and Android Auto are trademarks of Google LLC. Bilstein is a registered trademark of August-Bilstein GmbH & Co. Cummins is a registered trademark of Cummins, Inc. Facebook and logo are registered trademarks of Facebook, Inc. Firestone is a registered trademark of Firestone Tire & Rubber Company. Goodyear and DuraTrac are registered trademarks of The Goodyear Tire & Rubber Company. Harman Kardon is a registered trademark of Harman International Industries, Incorporated. Instagram is a registered trademark of Instagram, Inc. SiriusXM Connected Vehicles Services Inc., Sirius, XM, SiriusXM, SiriusXM Guardian and all related marks and logos are registered trademarks of SiriusXM Radio Inc. The Twitter logo is a service mark of Twitter, Inc. WARN is a registered trademark of Warn Industries, Inc.

WARRANTIES: 2020 Chrysler, Jeep, Dodge and Ram vehicles are backed by a 5-year or 100,000-kilometre fully transferable Powertrain Limited Warranty* with \$0 deductible plus 24-hour roadside assistance! SRT vehicles are backed by a 3-year or 60,000-kilometre fully transferable Powertrain Limited Warranty* with \$0 deductible plus 24-hour roadside assistance. Basic Warranty coverage is for 3 years or 60,000 kilometres* Rust-through coverage on all body sheet metal is for 3 years. The Cummins Turbo Diesel engine is protected by a separate Limited Warranty, covering the engine for 5 years or 160,000 kilometres* The EcoDiesel engine is backed by a 5-year or 100,000-kilometre fully transferable Powertrain Limited Warranty* with \$0 deductible plus 24-hour roadside assistance!

*Whichever comes first. Some conditions may apply. *The 5-Year/100,000-Kilometre Powertrain Limited Warranty does not apply to vehicles sold for certain commercial uses. See your retailer for full details.

1. Based on 250/2500 and 350/3500 class pickups. 2. This is a driver convenience system, not a substitute for active driver involvement. The driver must remain aware of his/her surroundings and be prepared to take corrective action to avoid collisions. 3. Based on a comparison of IHS Markit Canadian Vehicles in Operation data as of July 1, 2019 for the Heavy-Duty Truck Segment as defined by FCA Canada, Model Years 1990 - 2019, and vehicles continuously produced, versus Total New Registrations of those same vehicles. Counts for Ram include both Ram and Dodge. 4. Based on a comparison of IHS Markit Canadian Vehicles in Operation and New Registration data as of July 1, 2019. Includes all MY1995 - 2019 heavy-duty diesel pickups, with series 2500/2500 and 350/3500, continuously sold since 1994, and have the highest overall average percentage still in operation. 5. Ram offers the only headlamps in the HD segment that aim (5" inward, 15" outward) based on steering-wheel input. Class based on 250/2500 and 350/3500 pickups. 6. Based on 250/2500 and 350/3500 class pickups. Based on Mega Cab model offerings. 7. Never program while driving. GPS mapping and available 3D navigation may not be detailed or available in all areas or reflect current road regulations. 8. Requires SiriusXM radio subscriptions governed by SIRIUS terms and conditions available at siriusxm.ca. 9. All SiriusXM Guardian equipped vehicles come with a 12-month trial effective on the date of purchase or lease of a new vehicle. Enrolment in the trial is required to receive service. Upon expiration of the trial period, purchase of a subscription is required to continue SiriusXM Guardian. Services can only be used where cellular coverage is available. See Uconnect and SiriusXM Guardian Terms of Service for complete service limitations. 10. In the event of a medical or other emergency, press the SOS button to be connected to a Customer Care agent who can direct emergency assistance to your vehicle's location. 11. Roadside Assistance Call provides direct calling to Roadside Assistance Service. Vehicle must be within the United States, Puerto Rico or Canada and have network coverage. Additional roadside assistance charges may apply. Check warranty for details. 12. Theft Alarm Notification is compatible with factory-installed alarms only. 13. Stolen vehicle police report required. Always notify law enforcement if your vehicle is stolen and do not attempt to recover it on your own. 14. Three-month/1GB trial included with the purchase or lease of a new vehicle. Upon expiration of the trial period, purchase of a subscription is required. Wi-Fi Hotspot available through third-party subscription. Requires Internet-enabled mobile device. See retailer for details. This feature is not intended for use by the driver while the vehicle is in motion. Always drive carefully. 15. SiriusXM Traffic and SiriusXM Travel Link require a subscription, sold separately or as a package, by SiriusXM Radio Inc. **If you decide to continue service after your trial period included with the new vehicle purchase, the subscription plan you choose will automatically renew thereafter and you will be charged according to your chosen payment method at then-current rates.** Trial service is not transferable. Fees and taxes apply. Please see the Customer Agreement at www.siriusxm.ca for complete terms and how to cancel, which includes calling SiriusXM at 1-866-539-7474. All fees and programming are subject to change. Not all vehicles or devices are capable of receiving all services offered by SiriusXM. Data displays and individual product availability vary by vehicle hardware. Current information and features may not be available in all locations, or on all receivers. Weather Forecast, Current Conditions may not be available in all locations. 16. Driving while distracted can result in loss of vehicle control. Only use mobile phones and other devices, even with voice controls, when it is safe to do so. Apple CarPlay requires a compatible iPhone connected via USB cable to the Uconnect system. Android Auto requires the Android Auto App on Google Play and an Android compatible smartphone running Android 5.0 or higher. Data plan rates may apply. 17. Requires an iPhone with Siri. Certain features are not available while the vehicle is in motion. iPhone must be within active cellular range. Customer's existing iPhone data rates apply to Internet-subscribed features. 18. The Advanced Front Air Bags in this vehicle are certified to the Federal regulations for Advanced Air Bags. Children 12 years old and younger should always ride buckled up in a rear seat. Infants in rear-facing child restraints should never ride in the front seat of a vehicle with a passenger front air bag. All occupants should always wear their lap and shoulder belts properly. 19. No system can repeal the laws of physics or overcome careless driving actions. Performance is limited by available traction, which snow, ice and other conditions can affect. When the warning lamp flashes, the driver needs to use less throttle and adapt speed and driving behaviour to prevailing road conditions. 20. Not compatible with all garage door openers. 21. Only available with automatic transmissions.

RAMTRUCK.CA

©2020 FCA Canada Inc. All Rights Reserved. Ram is a registered trademark of FCA US LLC.